

# HD ANALOG IR DOME CAMERA FIXED LENS

DI-390A36



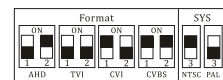
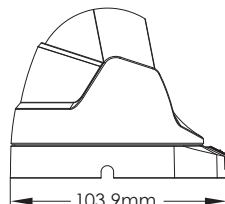
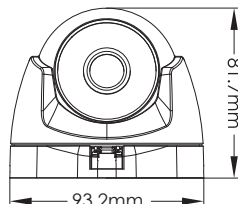
<b>MODEL</b>	<b>DI-390A36</b>
Image Sensor	1/3" CMOS
Image Format	16:9
Effective Pixels	1984(H)×1225(V)
Scanning System	Progressive
Resolution	Digital:1920x1080, Analog:960H
Min. Illumination	0.01Lux (0 Lux with IR On)
Day & Night	True Day&Night (ICR)
IR LED	2 LED Array (20m)
OSD Menu	Available via CoC Only (11 Languages)
CoC Support	Yes
Day & Night Mode	EXT, Color, B&W, Auto
Backlight Compensation	Off/BLC/HSBLC
S/N Ratio	≥72dB (AGC Off)
White Balance	ATW,AWC,Indoor,Outdoor,Manual,AWB
Noise Reduce	3D-DNR For AHD / CVI / TVI, 2D-DNR For CVBS
Video Output	AHD / CVI / TVI / CVBS + PAL / NTSC (Signal Selectable via DIP Switch on cable)
Defog	Off/On
Privacy Mask	On/Off (4 Areas)
Motion Detection	On/Off (4 Areas)
D-Effect	Freeze, Mirror, Negative Image
Lens (Field of View)	3.6mm (76°)
Power	DC12V±10%, ~310mA
Operation Temp.	-30°C~+50°C
Waterproof	IP66
Dimension	104*82*93.2mm
Net weight	270g

## Main Features:

- Sensor: 1/3" ,2 Mega-Pixel
- Selectable Output: 1080P AHD / CVI / TVI / Analog
- Lens: 3.6mm Mega-Pixel Fixed
- True Day & Night – ICR
- IR Range: 20m (2 Array LED)
- IP66
- CoC Support
- Weight: 270g
- Power: DC 12V, ~310mA



Junction Box (PR-B37JB) is available



DIP Switch for Output Selection